

Scaled data based on original data using
LM-79-08 Approved Method: Electrical and Photometric Measurements of Solid-
State Lighting Products

Test Report Prepared for
Cooper Lighting Solutions
(formerly Eaton)

Brand: McGRAW-EDISON

Report Number: P385717

Luminaire Tested: **GWC-SA1B-740-U-SL4**

Issue Date: 3/3/2020

Test Information

Test Method: LM-79-08
Report Number: P385717
TEST IS SCALED FROM IESNA LM-79-08 TEST DATA (G2-1903-205-24)
Test Lab: INNOVATION CENTER
Issue Date: 3/3/2020
Manufacturer: COOPER LIGHTING SOLUTIONS (FORMERLY EATON)
Product Line: MCGRAW-EDISON
Catalog Number: GWC-SA1B-740-U-SL4
Description: GALLEON WALL LUMINAIRE
(1) 70 CRI, 4000K, 800mA LIGHTSQUARE WITH 16 LEDS AND TYPE IV SPILL LIGHT
ELIMINATOR OPTICS
Light Source: -
Ballast/Driver: ELECTRONIC DRIVER

Summary

Lumens per Lamp: N/A
Luminaire Lumens: 5799 lumens
Efficiency: N/A
Efficacy: 131.8 lumens/watt
Luminous Opening: Rectangular (W 0.5' x L: 0.5' x H: 0')
IES Classification: Type IV - Short
BUG Rating: B1 - U0 - G2

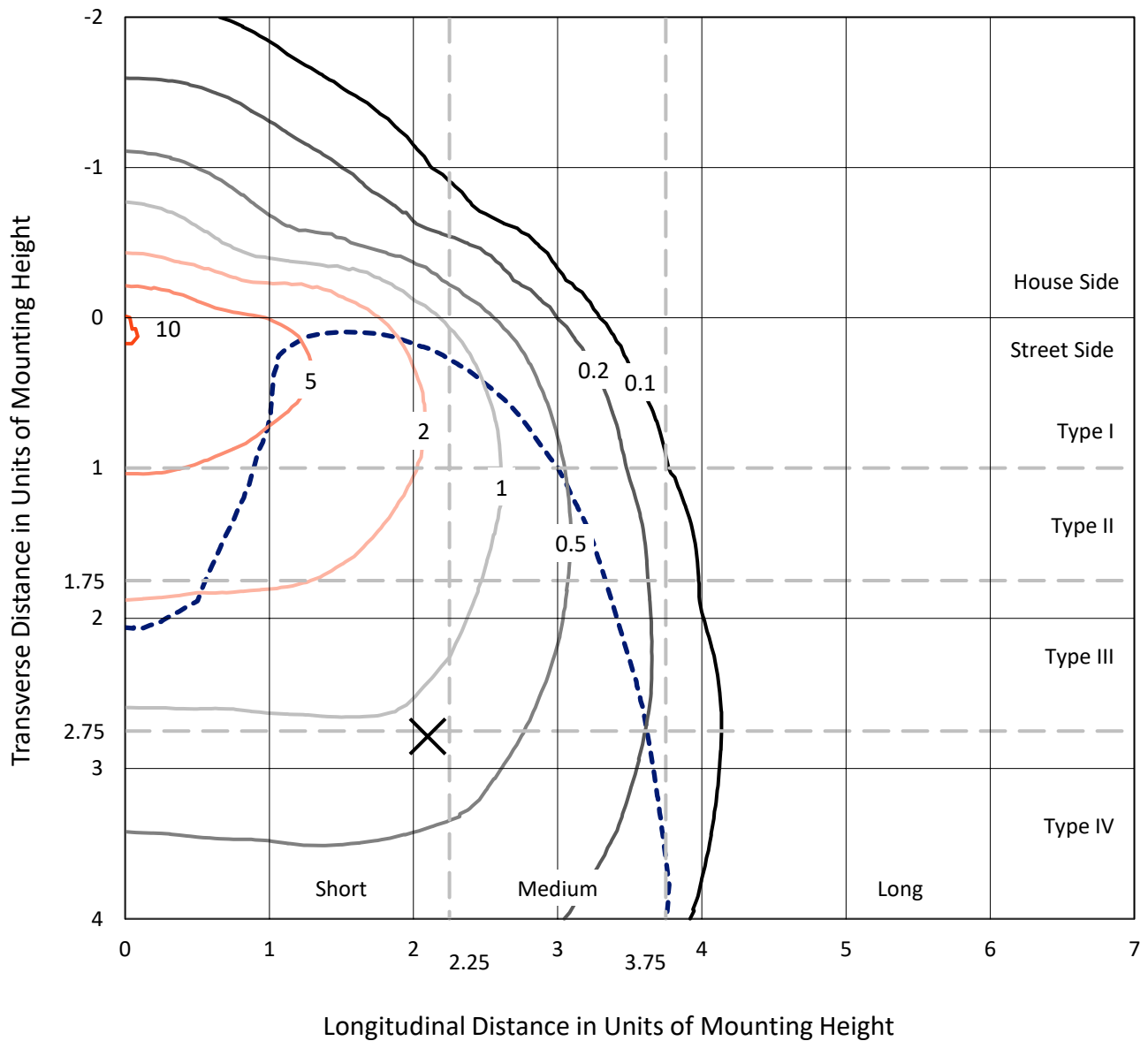
Input Watts (W): 44
Input Voltage (V): NR
Input Current (A_{in}): NR
Voltage Rise (V): NR
Power Factor: NR
Total Harmonic Distortion (THDi): NR
Frequency (hertz): 60
Stabilization Time: NR
Operation Time: NR
Ambient Temperature (°C): NR
Test Distance: 24 FT



REPORT NUMBER: P385717
 CATALOG NUMBER: GWC-SA1B-740-U-SL4

Iso-Footcandle Lines of Horizontal Illumination

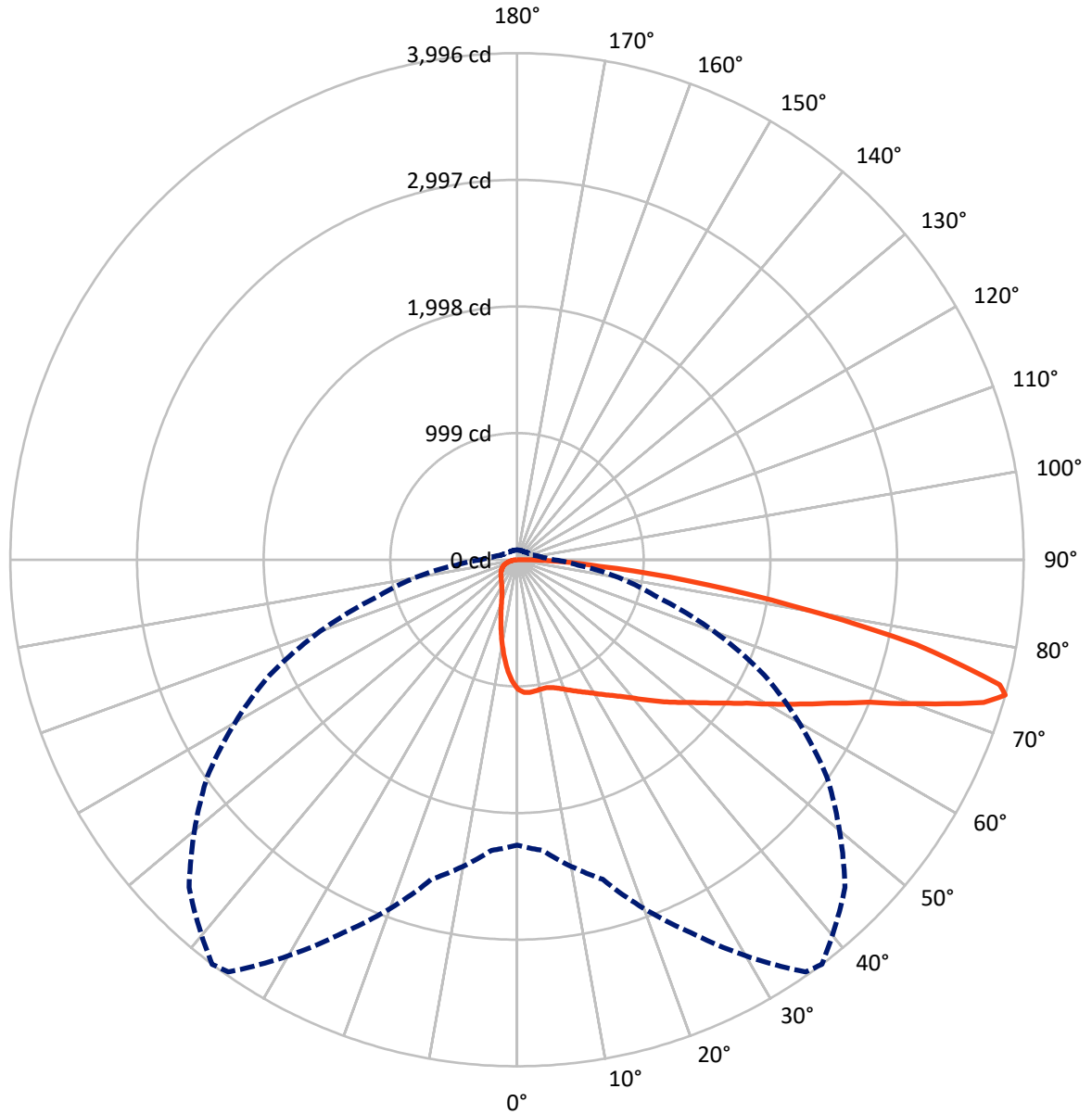
✕ Max cd
 - - - 1/2 Max cd



Based on 10 foot mounting height. Maximum calculated value = 10.4 fc
 Type IV - Short - N/A

REPORT NUMBER: P385717
CATALOG NUMBER: GWC-SA1B-740-U-SL4

Luminous Intensity Polar Plot



— Vertical Plane Through 37-Deg Lateral - - - Horizontal Cone Through 74-Deg Vertical



REPORT NUMBER: P385717

CATALOG NUMBER: GWC-SA1B-740-U-SL4

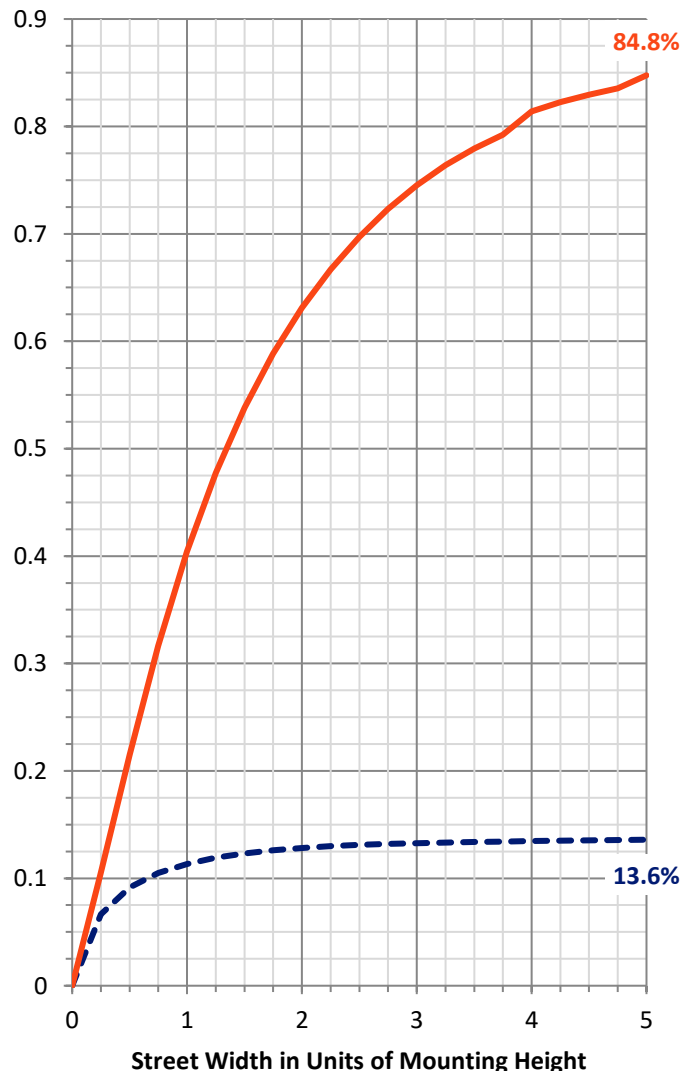
FLUX DISTRIBUTION:

		Downward	Upward	Total
House Side	Lumens	797.9	0.0	797.9
	% Fixture	13.8	0.0	13.8
Street Side	Lumens	5001.1	0.0	5001.1
	% Fixture	86.2	0.0	86.2
Total	Lumens	5799.0	0.0	5799.0
	% Fixture	100.0	0.0	100.0

ZONAL LUMENS:

Zone	Lumens	% Fixture
0°-10°	90.0	1.6
10°-20°	230.6	4.0
20°-30°	355.4	6.1
30°-40°	516.8	8.9
40°-50°	760.6	13.1
50°-60°	1068.1	18.4
60°-70°	1351.9	23.3
70°-80°	1190.4	20.5
80°-90°	235.4	4.1
90°-100°	0.0	0.0
100°-110°	0.0	0.0
110°-120°	0.0	0.0
120°-130°	0.0	0.0
130°-140°	0.0	0.0
140°-150°	0.0	0.0
150°-160°	0.0	0.0
160°-170°	0.0	0.0
170°-180°	0.0	0.0
0°-90°	5799.0	100.0
0°-180°	5799.0	100.0

Coefficient of Utilization



REPORT NUMBER: P385717

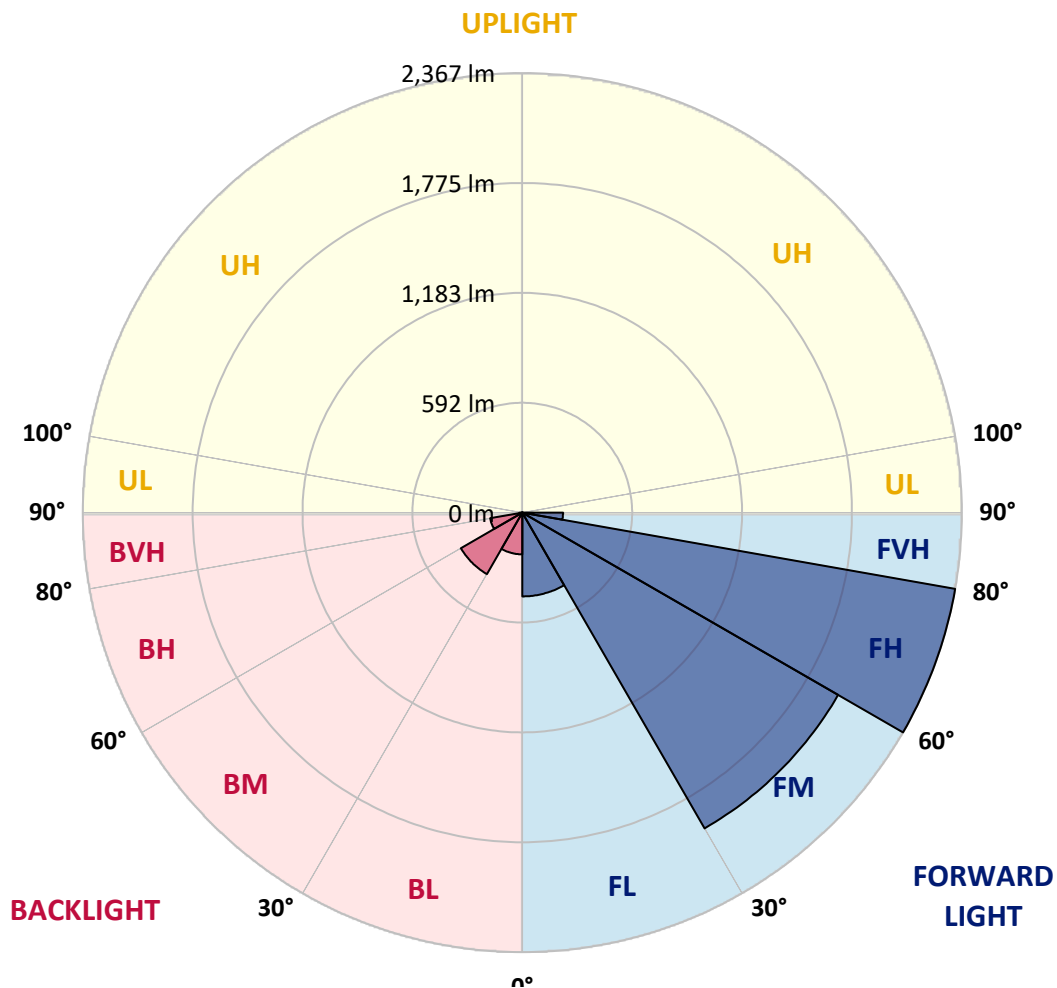
CATALOG NUMBER: GWC-SA1B-740-U-SL4

LUMINAIRE CLASSIFICATION SYSTEM LUMEN TABLE AND BUG RATING:

Zone	Lumens	% Fixture	Zone Rating/Lumen Limit		
			B	U	G
FL (0°-30°)	451.2	7.8			
FM (30°-60°)	1963.6	33.9			
FH (60°-80°)	2366.9	40.8			G2/5000
FVH (80°-90°)	219.4	3.8			G2/225
BL (0°-30°)	224.8	3.9	B1/500		
BM (30°-60°)	381.8	6.6	B1/1000		
BH (60°-80°)	175.4	3.0	B1/500		G1/500
BVH (80°-90°)	15.9	0.3			G1/100
UL (90°-100°)	0.0	0.0		U0/0	
UH (100°-180°)	0.0	0.0		U0/0	

BUG Rating: B1-U0-G2

Type IV Short





REPORT NUMBER: P385717

CATALOG NUMBER: GWC-SA1B-740-U-SL4

CANDELA DISTRIBUTION (FULL):

	0°	5°	15°	25°	35°	37°	45°	55°	65°	75°	85°
0°	1021.8	1021.8	1021.8	1021.8	1021.8	1021.8	1021.8	1021.8	1021.8	1021.8	1021.8
2.5°	1056.7	1056.9	1056.7	1055.1	1051.2	1047.9	1045.3	1041.4	1032.8	1026.3	1016.5
5°	1066.7	1065.5	1064.7	1061.6	1055.5	1051.8	1046.7	1039.3	1025.2	1012.2	996.2
7.5°	1062.0	1060.6	1058.7	1055.1	1048.1	1045.0	1037.9	1028.3	1011.3	994.2	971.3
10°	1047.5	1047.1	1046.3	1045.5	1039.5	1037.1	1030.5	1020.3	1003.6	982.7	956.0
12.5°	1031.4	1032.4	1035.7	1039.9	1037.3	1036.1	1032.0	1025.0	1007.9	985.4	953.1
15°	1021.1	1024.0	1032.8	1044.0	1046.3	1045.9	1044.8	1040.3	1022.2	997.2	959.7
17.5°	1017.7	1022.4	1039.1	1057.7	1064.2	1065.7	1066.1	1058.3	1038.1	1011.8	966.4
20°	1024.0	1029.9	1054.4	1080.0	1090.4	1091.2	1089.4	1075.9	1053.2	1024.2	970.1
22.5°	1043.2	1048.5	1079.2	1108.0	1119.8	1121.0	1115.5	1095.1	1069.2	1038.9	975.2
25°	1080.2	1086.7	1117.4	1146.2	1152.3	1152.5	1144.5	1119.2	1090.0	1059.6	986.2
27.5°	1128.4	1134.9	1162.5	1190.7	1187.4	1185.6	1174.8	1149.4	1117.2	1087.9	1005.8
30°	1182.1	1189.3	1215.4	1235.4	1227.7	1224.0	1215.2	1182.5	1154.9	1126.8	1035.9
32.5°	1237.7	1244.2	1267.1	1280.8	1271.0	1269.3	1256.1	1226.2	1204.2	1186.0	1084.5
35°	1294.7	1299.4	1321.8	1329.6	1316.5	1316.1	1312.4	1285.1	1271.2	1279.8	1155.1
37.5°	1352.9	1354.1	1373.3	1373.7	1369.8	1371.5	1375.4	1358.2	1362.1	1388.8	1247.1
40°	1404.8	1408.0	1421.9	1426.2	1433.0	1438.7	1458.1	1446.8	1476.9	1524.3	1361.5
42.5°	1443.2	1449.5	1471.8	1482.8	1504.7	1513.6	1541.0	1551.4	1611.9	1683.0	1497.5
45°	1475.7	1485.5	1521.2	1543.9	1580.8	1596.6	1635.8	1670.7	1764.5	1855.2	1640.7
47.5°	1510.8	1523.2	1568.0	1611.3	1661.5	1679.3	1750.6	1802.9	1927.3	2028.4	1775.7
50°	1562.5	1572.1	1615.8	1683.8	1746.5	1769.4	1868.1	1943.0	2092.8	2193.5	1892.8
52.5°	1634.6	1630.9	1667.9	1763.3	1847.4	1875.6	1993.5	2092.1	2260.5	2342.8	1991.6
55°	1707.1	1701.0	1726.9	1846.4	1965.1	1994.7	2131.6	2241.9	2420.0	2477.2	2067.4
57.5°	1787.8	1776.1	1798.0	1940.2	2099.1	2134.4	2286.2	2401.0	2576.9	2585.9	2115.6
60°	1870.9	1855.2	1879.7	2056.4	2269.2	2310.9	2467.2	2556.2	2724.8	2672.9	2131.2
62.5°	1943.6	1932.6	1970.4	2186.1	2461.1	2506.8	2644.9	2721.3	2870.6	2709.0	2075.2
65°	2007.2	2009.0	2074.4	2332.0	2674.9	2723.7	2848.8	2924.7	2985.4	2687.6	1944.2
67.5°	2082.9	2093.4	2204.9	2524.0	2944.2	2997.7	3145.4	3146.6	3049.6	2561.8	1686.5
70°	2193.5	2214.9	2384.5	2790.3	3327.0	3400.5	3514.5	3276.9	2959.5	2220.6	1326.9
72.5°	2291.5	2331.5	2575.4	3095.1	3793.5	3849.3	3730.4	3201.7	2583.0	1664.2	826.7
74°	2251.7	2301.3	2610.2	3245.2	3969.2	3995.9	3657.5	2982.4	2153.6	1152.5	480.4
75°	2165.9	2219.8	2559.5	3243.8	3946.9	3932.0	3481.4	2731.7	1773.7	786.0	319.7
77.5°	1747.9	1804.9	2156.7	2780.1	3236.3	3222.2	2674.3	1832.5	776.8	257.8	162.4
80°	1016.2	1059.8	1338.8	1765.5	2182.2	2207.8	1758.8	906.8	305.6	144.8	110.1
82.5°	451.4	481.5	646.7	901.2	1316.9	1349.8	921.1	475.1	188.7	88.0	66.2
85°	296.2	318.5	392.6	429.2	627.1	649.6	450.8	369.9	124.6	48.4	48.6
87.5°	213.1	234.5	291.7	254.7	287.8	272.5	245.3	342.4	50.0	27.6	16.3
90°	0.0	0.0	0.0	0.0	0.0	0.0	0.0	0.0	0.0	0.0	0.0



REPORT NUMBER: P385717
 CATALOG NUMBER: GWC-SA1B-740-U-SL4

CANDELA DISTRIBUTION (continued):

	90°	95°	105°	115°	125°	135°	145°	155°	165°	175°	180°
0°	1021.8	1021.8	1021.8	1021.8	1021.8	1021.8	1021.8	1021.8	1021.8	1021.8	1021.8
2.5°	1012.2	1008.9	1001.5	987.6	979.9	973.3	962.5	956.2	953.3	953.1	954.4
5°	987.0	979.5	960.5	937.2	918.6	901.7	880.6	867.9	859.0	853.6	855.1
7.5°	957.8	946.0	916.2	879.0	849.2	816.3	783.8	764.4	749.3	738.0	740.1
10°	937.8	921.5	878.0	824.4	774.8	727.0	682.3	655.5	634.3	617.9	619.1
12.5°	931.1	909.0	848.7	777.2	707.6	642.2	583.8	542.7	520.9	502.3	503.7
15°	932.1	902.5	824.2	734.8	647.1	564.8	493.9	445.9	416.3	403.4	403.6
17.5°	932.9	894.9	798.5	689.2	587.3	492.5	415.5	366.9	338.9	327.0	327.2
20°	930.2	882.7	766.6	636.9	524.8	426.1	351.5	310.3	289.0	279.9	279.9
22.5°	926.8	868.1	730.7	584.4	463.1	368.5	305.8	274.3	262.1	256.0	255.7
25°	928.4	857.3	693.9	530.5	406.3	322.5	275.4	254.5	246.4	242.5	242.3
27.5°	937.2	852.2	660.0	476.8	356.7	288.0	254.9	240.2	234.9	232.5	232.5
30°	953.1	852.2	624.7	431.0	315.4	262.5	239.2	229.2	225.5	223.9	223.9
32.5°	980.9	856.9	590.5	385.7	282.5	242.5	226.1	219.4	216.5	215.7	215.7
35°	1028.7	872.8	557.3	342.8	256.0	226.1	213.7	209.8	207.7	207.5	208.2
37.5°	1095.9	905.3	526.0	311.1	237.2	212.8	203.2	200.2	199.0	200.0	200.8
40°	1180.5	949.4	497.6	282.5	222.9	202.2	193.6	191.6	191.0	192.4	193.6
42.5°	1282.6	1009.1	474.3	261.9	211.8	193.2	185.5	183.0	182.4	184.0	185.7
45°	1393.1	1073.2	458.0	246.6	203.2	186.5	178.3	175.7	174.4	175.3	177.1
47.5°	1493.6	1133.9	451.4	235.7	195.1	180.8	172.0	168.7	166.7	166.3	167.7
50°	1578.4	1179.0	454.5	229.2	188.5	174.4	165.9	162.2	159.1	157.3	158.3
52.5°	1640.1	1207.4	457.4	226.3	183.4	167.5	159.1	155.7	151.6	148.5	148.5
55°	1684.8	1214.0	451.0	224.1	179.6	159.9	151.6	148.3	144.2	140.7	140.3
57.5°	1702.4	1195.6	427.5	220.8	176.9	152.8	143.6	141.2	137.7	133.6	133.4
60°	1678.7	1138.8	382.2	213.9	173.4	146.9	135.6	134.0	132.4	128.5	128.3
62.5°	1583.5	1014.2	323.6	199.8	166.5	140.5	128.3	129.1	129.3	126.6	126.2
65°	1410.9	843.0	266.4	181.4	156.1	133.0	120.7	124.6	126.9	126.4	125.8
67.5°	1160.1	656.1	225.7	162.0	142.4	122.6	112.6	117.0	118.9	120.3	119.9
70°	861.0	462.7	186.7	141.6	125.8	110.3	101.9	104.2	103.0	104.6	105.2
72.5°	480.0	277.6	152.2	121.1	108.7	96.0	90.1	89.7	87.0	87.0	87.0
74°	288.0	203.7	133.8	108.5	98.3	86.6	81.5	79.7	77.2	77.4	77.2
75°	231.6	175.1	122.8	100.1	90.9	81.1	76.0	73.5	71.7	71.7	71.5
77.5°	146.3	133.0	98.9	79.7	72.7	66.8	63.3	60.1	60.1	59.9	59.6
80°	110.5	105.8	77.0	60.3	55.8	51.3	49.0	47.6	47.6	48.2	48.0
82.5°	75.8	79.7	54.1	42.1	39.8	36.6	36.2	36.4	35.7	34.9	34.7
85°	55.4	59.9	36.6	26.6	24.3	22.3	23.9	24.7	23.7	21.9	21.0
87.5°	21.2	39.2	19.6	11.0	10.2	8.8	10.2	10.6	11.4	9.0	9.2
90°	0.0	0.0	0.0	0.0	0.0	0.0	0.0	0.0	0.0	0.0	0.0

Signify Classified - Internal
Cooper Lighting Solutions Photometric Lab
1121 Highway 74 South
Peachtree City, GA 30269

Scaled Data Report



Report Generated By 670245982

Signify Classified - Internal
Cooper Lighting Solutions Photometric Lab
1121 Highway 74 South
Peachtree City, GA 30269

Scaled Data Report



Signify Classified - Internal
Cooper Lighting Solutions Photometric Lab
1121 Highway 74 South
Peachtree City, GA 30269

Scaled Data Report



Signify Classified - Internal
Cooper Lighting Solutions Photometric Lab
1121 Highway 74 South
Peachtree City, GA 30269

Scaled Data Report



Signify Classified - Internal
Cooper Lighting Solutions Photometric Lab
1121 Highway 74 South
Peachtree City, GA 30269

Scaled Data Report



--- HS — SS

Signify Classified - Internal
Cooper Lighting Solutions Photometric Lab
1121 Highway 74 South
Peachtree City, GA 30269

Scaled Data Report



u

Signify Classified - Internal
Cooper Lighting Solutions Photometric Lab
1121 Highway 74 South
Peachtree City, GA 30269

Scaled Data Report



Signify Classified - Internal
Cooper Lighting Solutions Photometric Lab
1121 Highway 74 South
Peachtree City, GA 30269

Scaled Data Report



(END OF REPORT)